

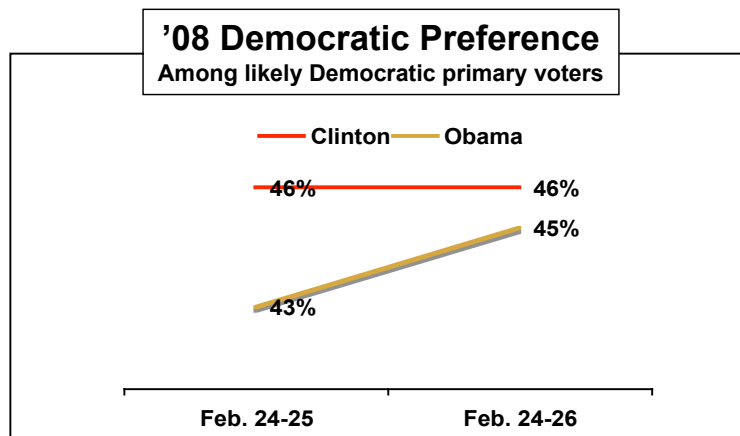
BELO TEXAS TRACKING POLL

EMBARGOED FOR RELEASE AFTER 10:00 p.m. Wednesday, Feb. 27, 2008

Race Continues to Trend Toward Obama

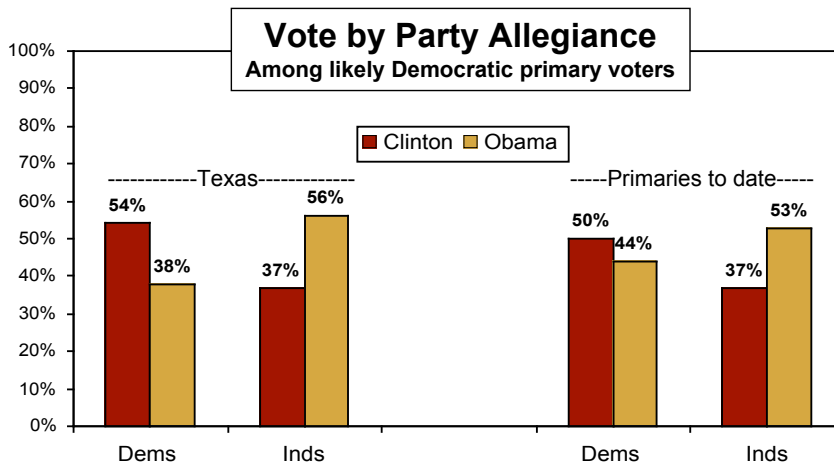
Democratic Primary

1. Six days out from the Texas Democratic presidential primary the race remains a statistical dead heat with Hillary Clinton leading Barack Obama by a slim 46%-45% margin, narrowing slightly from 46%-43% since yesterday. The race continues to trend toward Barack Obama, though these changes are slight and within the margin of error.



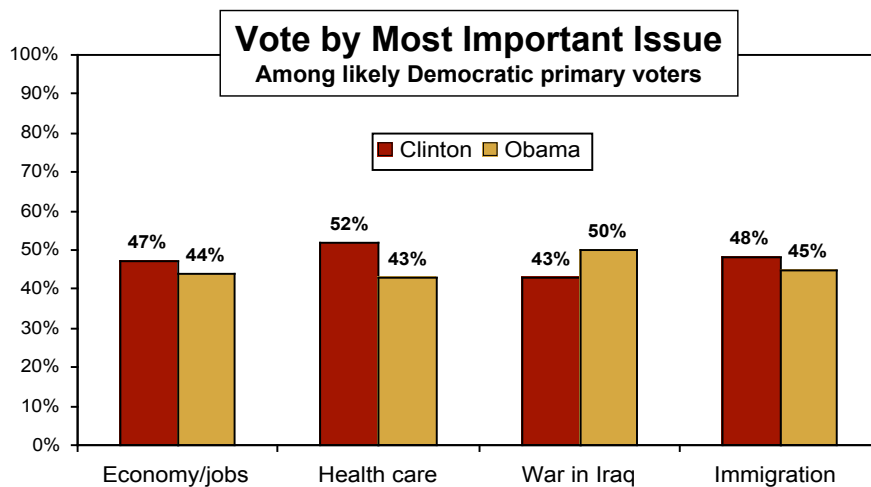
We see many of the same trends in Texas that we've seen in earlier primary contests this year.

- o Hillary Clinton leads among the Democratic base (54%-38%), while Barack Obama leads 56%-37% among Independents who say they are likely to vote in the Democratic primary.

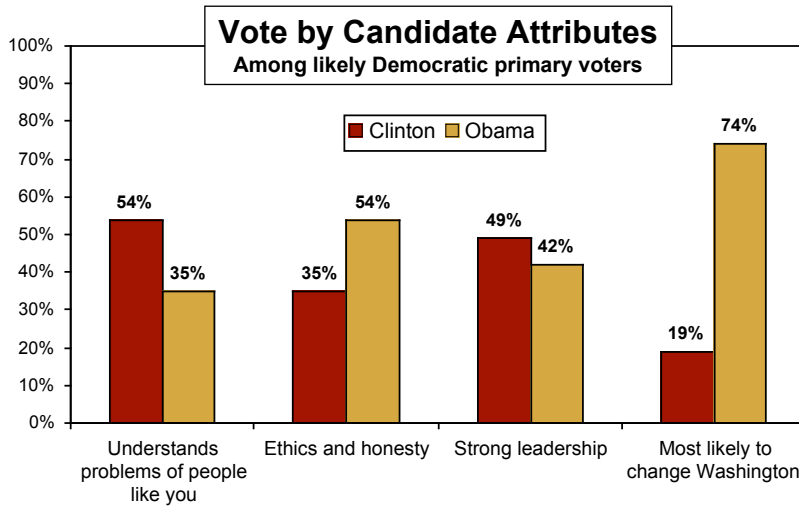


- Hillary Clinton leads 59%-34% among those with a high school education or less, while Barack Obama leads 49%-42% among those with some college and 49%-41% among college graduates.
 - While Hillary Clinton leads among whites (49%-40%) and Hispanics (63%-31%), Barack Obama holds a strong lead among African Americans (76%-15%).
 - Among those who say they have already voted, Barack Obama leads 53%-47%; yesterday the tally among those who already voted was 50%-50%.
2. With the additional night of interviews, the outlook among issues voters is becoming clearer. Asked what was the single most important policy issue in their vote for a presidential nominee, 23% of likely Democratic primary voters volunteer the economy and jobs, while another 19% volunteer health care and 14% offer Iraq.

Among those who select the economy and jobs as the most important issue, Hillary Clinton retains a lead 47%-44%. Among those who choose health care, Hillary Clinton has a more substantial lead at 52%-43%, while Barack Obama leads 50%-43% among those who say the war in Iraq is the most important issue to them.



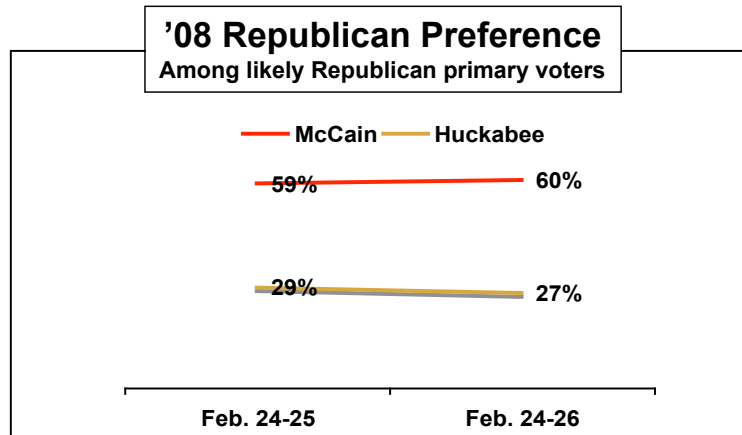
3. Asked which of six traits is the most important in their vote for a presidential nominee, 22% choose “best understands the problems of people like you;” Hillary Clinton leads among these voters 54%-35%. Another 19% choose “ethics and honesty,” 18% choose “strong leadership,” and 17% choose “most likely to change Washington.”



- Interestingly, the two least important traits are experience and best chance of winning the general election in November. Among the 12% who choose experience Clinton leads 93%-5%, while Obama leads 65%-28% among the 5% who choose best chance of winning the general election.

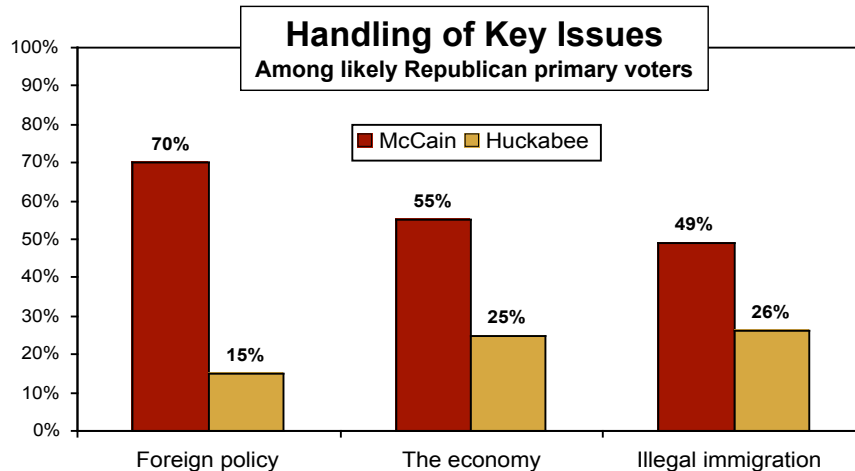
Republican Primary

4. John McCain currently leads Mike Huckabee 2-to-1 (60%-27%) among likely Republican primary voters, while Ron Paul rounds out the candidates with 6% of the vote.



- McCain continues to lead Huckabee among traditional Republican voters (66%-25%) and 56%-27% among Independents.
- Huckabee nearly matches McCain among evangelical Christians with 43% to McCain's 47%.

5. Three issues continue to vie for the most important policy issue for Republican primary voters in determining their vote for a presidential nominee: 16% volunteer the economy and jobs, 15% say immigration/illegal immigration, and 14% mention terrorism and national security. McCain enjoys majority support among issues voters no matter the issue.



Looking Ahead

6. Obama, Clinton, and McCain all enjoy strong favorability ratings among the likely voters in their respective primaries.
- o Hillary Clinton’s rating is 69% favorable, 25% unfavorable among likely Democratic primary voters.
 - o Barack Obama’s rating is 69% favorable, 23% unfavorable among likely Democratic primary voters.
 - o John McCain’s rating is 81% favorable, 14% unfavorable among likely Republican primary voters.

Thinking ahead to the general election, however, both the Republican and Democratic nominees will be battling for the center, so it is worthwhile to take a look at where they stand with Independents. What we find is that John McCain is in the best shape and Hillary Clinton is in the worst shape with a majority unfavorable rating.

- o Hillary Clinton: 42% favorable, 54% unfavorable
- o Barack Obama: 57% favorable, 36% unfavorable
- o John McCain: 61% favorable, 30% unfavorable

Methodology

Public Strategies interviewed 1200 likely Texas presidential primary voters statewide, including 741 who say they are likely to vote in the Democratic primary and 459 who say they are likely to vote in the Republican primary. The sampling error for the sample of likely Democratic primary voters is ±3.6 percentage points at the 95% confidence interval. The sampling error for the sample of likely Republican primary voters is ±4.6 percentage points at the 95% confidence interval.

Daily Update: February 27, 2008

Texas Primary Tracking:

Texas Statewide Survey of 400 Adults Nightly

-Margin of Error, Based on 800 (Roll-Up of First Two Nights): ±3.4%

-Margin of Error, Based on 1,200 (3-Day Roll-Up): ±2.8%

Note: Full and collapsed results may differ by no more than one percentage point due to rounding.

Screening Question

- S2. As you may know, Texas is holding its Democratic and Republican presidential primaries on Tuesday, March 4th. How likely are you to vote in this election? We'll use a zero to ten scale, where zero means you're not at all likely to vote and ten means you will definitely be voting in the March 4th presidential primary. (TERM IF 0-7)

		Start of 3 day roll				
Texas Statewide n=	800	1200	1200	1200	1200	1200
	%	%	%	%	%	%
8	6	5				
9	4	4				
10	75	74				
11 (Already voted/voted early)	15	17				

NOTE: Question wording was altered slightly as appropriate for absentee/early voters to limit respondent interview termination. See italics after question for alternate wording.

1. Do you think things in Texas are generally headed in the right direction or are things off on the wrong track?

		Start of 3 day roll				
Texas Statewide n=	800	1200	1200	1200	1200	1200
	%	%	%	%	%	%
Right direction	45	47				
Wrong track	41	39				
Don't know (vol.)	13	13				
Refused (vol.)	1	1				

PUBLIC STRATEGIES INC

For each of the following, please tell me whether you have a very favorable, somewhat favorable, somewhat unfavorable, or very unfavorable opinion. [READ ITEM]. If you have not heard of the individual before, just say so and I'll move on to the next one.

Randomize 2-6

2. Hillary Clinton

		Start of 3 day roll				
Texas Statewide n=	800	1200	1200	1200	1200	1200
	%	%	%	%	%	%
Very favorable	25	25				
Somewhat favorable	25	22				
Neutral	2	2				
Somewhat unfavorable	12	14				
Very unfavorable	34	34				
Don't Know	2	2				
Not aware	-	-				
<u>Collapsed</u>						
Favorable	50	47				
Unfavorable	46	48				

3. Barack Obama

		Start of 3 day roll				
Texas Statewide n=	800	1200	1200	1200	1200	1200
	%	%	%	%	%	%
Very favorable	25	25				
Somewhat favorable	27	27				
Neutral	4	4				
Somewhat unfavorable	14	14				
Very unfavorable	26	25				
Don't Know	4	5				
Not aware	*	-				
<u>Collapsed</u>						
Favorable	53	52				
Unfavorable	40	39				

4. Former President Bill Clinton

		Start of 3 day roll				
Texas Statewide n=	800	1200	1200	1200	1200	1200
	%	%	%	%	%	%
Very favorable	27	26				
Somewhat favorable	23	22				
Neutral	2	2				
Somewhat unfavorable	14	14				
Very unfavorable	31	33				
Don't Know	2	3				
Not aware	-	-				
<u>Collapsed</u>						
Favorable	50	49				
Unfavorable	46	47				

5. John McCain

		Start of 3 day roll				
Texas Statewide n=	800	1200	1200	1200	1200	1200
	%	%	%	%	%	%
Very favorable	20	22				
Somewhat favorable	36	34				
Neutral	4	4				
Somewhat unfavorable	16	16				
Very unfavorable	18	17				
Don't Know	5	6				
Not aware	*	1				
<u>Collapsed</u>						
Favorable	56	56				
Unfavorable	34	33				

6. Mike Huckabee

		Start of 3 day roll				
Texas Statewide n=	800	1200	1200	1200	1200	1200
	%	%	%	%	%	%
Very favorable	14	15				
Somewhat favorable	30	31				
Neutral	5	4				
Somewhat unfavorable	20	18				
Very unfavorable	18	17				
Don't Know	10	11				
Not aware	2	3				
<u>Collapsed</u>						
Favorable	45	46				
Unfavorable	38	36				

7. (PRE-CODED OPEN END - DO NOT READ) Thinking ahead to the Texas presidential primary on March 4th, what is (was) the single most important policy issue in your vote for a presidential nominee? *(Absentee/Early)* What was the single most important issue in your vote for a presidential nominee?

	Start of 3 day roll					
Texas Statewide n=	800	1200	1200	1200	1200	1200
	%	%	%	%	%	%
Abortion	1	1				
Crime and drugs	*	*				
Economy and jobs	21	20				
Education	1	2				
English-Only/Language	*	*				
Ethics and corruption	*	*				
Guns/Gun control/Right to bear arms	-	*				
Health care	15	14				
Housing/mortgages/sub-prime	*	*				
Immigration/Illegal immigration	9	10				
Morals and values	2	2				
Social Security and Medicare	1	2				
Taxes and government spending	5	4				
Terrorism/national security	7	7				
War in Iraq	13	13				
None	3	3				
Other	13	14				
Don't know (vol.)	7	8				
Refused (vol.)	1	1				

8. Thinking ahead to the Texas presidential primary on March 4th, which of the following is the single most important trait in your vote for a presidential nominee? *(Absentee/Early)* Which of the following was the single most important trait in your vote for a presidential nominee?

	Start of 3 day roll					
Texas Statewide n=	800	1200	1200	1200	1200	1200
	%	%	%	%	%	%
Strong leadership	20	20				
Ethics and honesty	26	27				
Best chance of winning the general election in November	4	5				
Best experience to be president	11	11				
Most likely to change Washington	13	12				
Best understands the problems of people like you	19	19				
None	2	2				
Other	2	2				
Don't know (vol.)	2	2				
Refused (vol.)	*	*				

9. As you may know, the Texas presidential primary is an open primary, meaning you will be able to vote in whichever primary you choose. Will you vote in (ROTATE: the Democratic primary or the Republican primary)? (Absentee/Early) Did you vote in the Republican primary or the Democratic primary?

[IF NOT SURE, ASK] Are you more likely to vote in (ROTATE: the Democratic primary or the Republican primary)?

[IF STILL UNDECIDED, ASK] Which way do you lean as of today, toward (ROTATE: the Democratic primary or the Republican primary)?

		Start of 3 day roll				
Texas Statewide n=	800	1200	1200	1200	1200	1200
	%	%	%	%	%	%
Democratic primary	59	57				
More Likely Democratic primary	2	2				
Lean Democratic primary	3	3				
Republican primary	33	34				
More Likely Republican primary	2	2				
Lean Republican primary	2	2				
<u>Collapsed</u>						
Democratic primary	63	62				
Republican primary	37	38				

		Start of 3 day roll				
Texas Statewide n=	800	1200	1200	1200	1200	1200
	%	%	%	%	%	%
Already voted - Democratic primary	19	21				
Already voted - Republican primary	9	12				

10D. [IF Q9=1,2,3 ASK] In the Texas Democratic primary on March 4th, will you vote for (ROTATE: Hillary Clinton or Barack Obama)? Will you definitely vote for (Hillary Clinton/Barack Obama) or are you just likely to vote for (Hillary Clinton/Barack Obama)? [IF UNDECIDED, ASK] Which way do you lean as of today, toward (ROTATE: Hillary Clinton or Barack Obama)? (Absentee/Early Version) Did you vote for Hillary Clinton or Barack Obama?

		Start of 3 day roll				
Texas Statewide n=	800	1200	1200	1200	1200	1200
	%	%	%	%	%	%
Definitely Hillary Clinton	36	36				
Likely Hillary Clinton	5	7				
Lean Hillary Clinton	4	3				
Definitely Barack Obama	33	34				
Likely Barack Obama	7	7				
Lean Barack Obama	3	3				
Undecided	11	9				
Collapsed						
Clinton	46	46				
Obama	43	45				

		Start of 3 day roll				
Texas Statewide n=	800	1200	1200	1200	1200	1200
	%	%	%	%	%	%
Already voted - Clinton	50	47				
Already voted - Obama	50	53				

[IF Q9=1,2,3 ASK] Regardless of whom you may support in the Democratic primary, which candidate (ROTATE: Hillary Clinton or Barack Obama) do you think would do the best job handling...

11D. The economy

		Start of 3 day roll				
Texas Statewide n=	800	1200	1200	1200	1200	1200
	%	%	%	%	%	%
Clinton	46	45				
Obama	40	41				
Don't know (vol.)	13	13				
Refused (vol.)	1	1				

12D. Foreign policy

		Start of 3 day roll				
Texas Statewide n=	800	1200	1200	1200	1200	1200
	%	%	%	%	%	%
Clinton	49	49				
Obama	39	38				
Don't know (vol.)	10	11				
Refused (vol.)	1	1				

13D. Illegal immigration

		Start of 3 day roll				
Texas Statewide n=	800	1200	1200	1200	1200	1200
	%	%	%	%	%	%
Clinton	41	41				
Obama	38	37				
Don't know (vol.)	19	19				
Refused (vol.)	2	2				

10R. [IF Q9=4,5,6 ASK] In the Texas Republican primary on March 4th, will you vote for (ROTATE: John McCain or Mike Huckabee or Ron Paul)? Will you definitely vote for (McCain/Huckabee/Paul) or are you just likely to vote for (McCain/Huckabee/Paul)? [IF UNDECIDED, ASK] Which way do you lean as of today, toward (ROTATE: John McCain or Mike Huckabee or Ron Paul)? (Absentee/Early Version) Did you vote for John McCain, Mike Huckabee, or Ron Paul?

		Start of 3 day roll				
Texas Statewide n=	800	1200	1200	1200	1200	1200
	%	%	%	%	%	%
Definitely John McCain	43	44				
Likely John McCain	13	13				
Lean John McCain	3	4				
Definitely Mike Huckabee	17	18				
Likely Mike Huckabee	7	6				
Lean Mike Huckabee	4	3				
Definitely Ron Paul	5	5				
Likely Ron Paul	1	1				
Lean Ron Paul	1	1				
Undecided (vol.)	6	6				
<u>Collapsed</u>						
McCain	59	60				
Huckabee	29	27				
Paul	7	6				

		Start of 3 day roll				
Texas Statewide n=	800	1200	1200	1200	1200	1200
	%	%	%	%	%	%
Already voted - McCain	80	71				
Already voted - Huckabee	15	24				
Already voted - Paul	5	6				

[IF Q9=4,5,6 ASK] Regardless of whom you may support in the Republican primary, which candidate (ROTATE: John McCain or Mike Huckabee or Ron Paul) do you think would do the best job handling

11R. The economy

		Start of 3 day roll				
Texas Statewide n=	800	1200	1200	1200	1200	1200
	%	%	%	%	%	%
McCain	53	55				
Huckabee	28	25				
Paul	10	9				
Don't know (vol.)	9	10				
Refused (vol.)	-	*				

12R. Foreign policy

		Start of 3 day roll				
Texas Statewide n=	800	1200	1200	1200	1200	1200
	%	%	%	%	%	%
McCain	69	70				
Huckabee	15	15				
Paul	9	7				
Don't know (vol.)	7	7				
Refused (vol.)	-	*				

11R. Illegal immigration

		Start of 3 day roll				
Texas Statewide n=	800	1200	1200	1200	1200	1200
	%	%	%	%	%	%
McCain	48	49				
Huckabee	28	26				
Paul	12	11				
Don't know (vol.)	12	13				
Refused (vol.)	*	1				

Demographics

Advance Demo Questions

SEX (by observation if possible) Are you...

		Start of 3 day roll				
Texas Statewide n=	800	1200	1200	1200	1200	1200
	%	%	%	%	%	%
Male	49	48				
Female	51	52				

[AGE] What is your approximate age?

		Start of 3 day roll				
Texas Statewide n=	800	1200	1200	1200	1200	1200
	%	%	%	%	%	%
18-24 years	6	6				
25-29 years	9	8				
30-34 years	3	4				
35-39 years	5	5				
40-44 years	7	8				
45-49 years	9	10				
50-54 years	13	13				
55-59 years	14	12				
60-64 years	9	10				
65-74 years	12	12				
75 and over	11	11				
Decline to answer	1	1				
<u>Collapsed</u>						
18-34	18	18				
35-49	22	22				
50-64	36	36				
65+	23	23				

[RACE1] Do you consider yourself to be of Hispanic, Latino or Spanish origin? (IF YES, SELECT "3" AND GO TO S1. IF NO ASK) Is your racial or ethnic heritage white, African American, Asian or something else?

		Start of 3 day roll				
Texas Statewide n=	800	1200	1200	1200	1200	1200
	%	%	%	%	%	%
White	62	62				
African American	14	14				
Hispanic	19	19				
Asian	1	1				
Mixed	1	1				
Other	3	3				
Refused	1	1				

[PARTY ID] Generally speaking, do you think of yourself as a Republican, a Democrat, an independent, or something else? (IF DEMOCRAT OR REPUBLICAN, ASK:) Would you call yourself a strong (Democrat/Republican)? (IF INDEPENDENT, ASK) Do you think of yourself as closer to the Republican Party, closer to the Democratic Party, or do you think of yourself as strictly Independent?

	Start of 3 day roll					
Texas Statewide n=	800	1200	1200	1200	1200	1200
	%	%	%	%	%	%
Strong Democrat	30	29				
Not very strong Democrat	8	7				
Independent/lean Democrat	7	7				
Strictly Independent	14	13				
Independent/lean Republican	8	8				
Not very strong Republican	7	7				
Strong Republican	21	23				
Other (vol.)	4	4				
Don't know (vol.)	1	1				
Refused (vol.)	1	1				
<u>Collapsed</u>						
Democrat	38	37				
Independent	29	28				
Republican	28	30				

[EDOFR] What is the last grade of school you completed?

	Start of 3 day roll					
Texas Statewide n=	800	1200	1200	1200	1200	1200
	%	%	%	%	%	%
Grade school or less [Grade 1-8]	1	1				
Some high school [Grade 9-11]	4	5				
Graduated high school [Grade 12]	17	18				
Vocational school/Technical school	2	2				
Some college-2 years or less	17	17				
Some college-more than 2 years	14	13				
Graduated college	26	26				
Post-graduate degree [e.g. MA, MBA, LLD PhD]	19	18				
Refused/NA	1	1				
<u>Collapsed</u>						
HS or less	22	24				
Some college	33	32				
College grads	45	44				

[REL] What is your religion?

		Start of 3 day roll				
Texas Statewide n=	800	1200	1200	1200	1200	1200
	%	%	%	%	%	%
Protestant (includes Baptist, Lutheran, Methodist, Episcopal, Presbyterian, and other Christians)	57	57				
Catholic	22	22				
Jewish	1	1				
Muslim	1	1				
Other	9	10				
None	6	5				
Not sure/refused	5	4				

[FUND] [IF PROTESTANT, ASK] Would you describe yourself as either a fundamentalist or an evangelical Christian, or would you not describe yourself that way?

		Start of 3 day roll				
Texas Statewide n=	800	1200	1200	1200	1200	1200
	%	%	%	%	%	%
Fundamentalist/evangelical	22	21				
Neither fundamentalist nor evangelical	26	26				
Not sure	9	9				
Catholic/Jewish/Muslim	24	22				

[INC] Which of the following income groups includes your estimated TOTAL FAMILY INCOME in 2007 before taxes? (Just stop me when I read the correct category)

		Start of 3 day roll				
Texas Statewide n=	800	1200	1200	1200	1200	1200
	%	%	%	%	%	%
Up to \$20,000 [19,999]	6	7				
\$20,000-\$30,000 [29,999]	9	9				
\$30,000-\$40,000 [39,999]	8	9				
\$40,000-\$50,000 [49,999]	9	9				
\$50,000-\$75,000 [74,999]	18	17				
\$75,000-\$100,000 [99,999]	13	13				
\$100,000 or more	22	21				
Decline to answer	15	16				
<u>Collapsed</u>						
Under \$50K	33	33				
\$50-100K	30	30				
\$100K+	22	21				